

Dressings Range



Healthcare

365 Healthcare Ltd

Unit 1 West Bank
Berry Hill Industrial Estate
Droitwich Spa
Worcestershire
WR9 9AX

Phone: 01905 778365

Fax: 01905 826110

E-mail:

info@365healthcare.com

Wound Closure Strips

Transparent Island Dressings

Film Dressings

Ported Transparent Dressings

Non Woven Dressings

Non Adherent Dressings

www.365healthcare.com



Wound Closure Strips



Product Description

365 Strips are sterile, hypoallergenic, reinforced, adhesive wound skin closures.

Indications

Superficial cuts and lacerations where wound edges can be approximated.

Precautions

Do not stretch or apply 365 Strips under pressure as blistering may occur as the wound swells.

Strip Features

- Easy to apply and remove
- Adheres to difficult to dress areas and bony prominences
- Associated with better cosmetic outcomes and reduced scarring

Application Instructions

1. Clean wound, as per local protocol, to ensure it is free from grit or foreign bodies.
2. Ensure the application area is clean and dry.
3. Open sterile pouch.
4. Bend and remove the end of perforated backing card to improve ease of application.
5. Remove strip from card using sterile forceps or gloved hand.
6. Place the first strip centrally to align the wound, 90 degrees to the wound direction.
7. Anchor one end of the strip and approximate the wound edges.
8. Fixate the strip across the wound and apply gentle pressure to ensure adhesion.
9. Apply the strips approximately 3mm apart.

For additional security 2 secondary Strips can be placed parallel to the wound to anchor the primary strips in position.


Removal Instructions

1. Where additional anchor strips have been used remove these first.
2. Gently lift the end of the strips.
3. Pull back strips slowly and gently in order to minimise damage to the epidermis.
4. Support the skin with a finger as the strips are removed from the area directly above the laceration.
5. Clean the skin.

Wound Closure Strips



Each dressing is individually



The 3 largest sizes have 2 cards in a pack.

Ordering Information

Product Code:	Product Dimensions:	Box Qty:		NPC Code:	PIP Code:
36519064	3mm x 75mm	50	5 strips per card	EIR126	
36519065	6mm x 75mm	50	3 Strips per card	EIR124	396-3964
36519066	6mm x 38mm	50	6 Strips per pouch	EIR125	
36519067	6mm x 102mm	50	10 Strips per pouch	EIR123	
36519068	13mm x 102mm	50	6 Strips per pouch	EIR122	
36519069	25mm x 102mm	50	4 Strips per pouch	EIR127	



365 Healthcare Ltd, Unit 1 West Bank, Berry Hill Industrial Estate,
 Droitwich Spa, Worcestershire, WR9 9AX
 www.365healthcare.com Tel: 01905 778365 Fax: 01905 826110

365 Transparent Island Dressings



Product Description

365 Transparent Island Dressings are sterile, self-adhesive, transparent film wound dressings incorporating an absorbent, non-adherent pad. 365 Transparent Island Dressings feature a latex free, semi-permeable polyurethane film membrane which is coated with an hypoallergenic acrylic adhesive.

365 Transparent Island dressings are breathable, allowing good oxygen and moisture vapour exchange. It is showerproof and impermeable to liquids, bacteria, and viruses.

These properties enable:

- The facilitation of wound healing
- Provision of a 'moist wound healing environment'
- The patient to shower with the dressing in place
- Protection of newly forming tissue
- Prevention of contamination by dirt or bacteria, thus a reduced risk of wound infection

Indications For Use:

365 Transparent Island Dressings are primarily indicated to be used on acute wounds with low levels of exudate. 365 Transparent Island Dressings are therefore suitable for the management of:

- Superficial Cuts and abrasions
- Clean, closed, post-operative wounds
- Minor burns
- Donor sites
- Chronic wounds with low levels of exudate
- A fixation device for catheters

365 Transparent Island dressings are also part of the 365 Healthcare range of Film dressings and I.V.

Preparation:

Use existing clinical protocols to clean/debride the wound in preparation for the application of 365 Transparent Island Dressings.

Ensure that the skin surrounding the wound is clean, dry, and free from grease, soaps or detergents. Clipping of hair at the site may improve adhesion, shaving is not recommended.

Select a dressing that is of a suitable size and shape. Choose a dressing size large enough to provide a margin that adheres to dry healthy skin around the catheter or wound site.

Dressing Application:

- Peel the two white paper liners from the dressing to expose the absorbent pad and adhesive border.
- Position the absorbent dressing pad centrally over the wound.
- Gently press down the adhesive border onto the skin.
- As indicated by the blue arrows remover the transparent release film on the back of the dressing from the centre outwards.
- Smooth the entire dressing from the centre toward the edges using gentle pressure to enhance adhesion.



Dressing Wear Time:


The frequency of dressing change will depend on the clinical circumstances. 365 Transparent Island Dressings may be left in place for up to seven days. If signs of clinical infection are observed the dressing should be removed.

Dressing Removal:

- To remove 365 Transparent Island Dressings from the wound, gently peel and lift one corner of the dressing from the skin.
- Support the skin whilst peeling the dressing off by stretching the film horizontally (not vertically) and in the direction of hair growth.
- Care should be taken to avoid skin damage with repeated applications, or on patients with fragile skin.
- Use existing clinical protocols to clean the wound in order to remove any remaining exudate before wound assessment or the application of further dressings

Ordering Information

	365 Film	Product Description	Box quantity	NPC Code	PIP Code
	36590019	Transparent Island dressing 5 x 7.2cm	50	ELW545	396-3840
	36590021	Transparent Island dressing 12 x 10cm	50	ELW553	396-3915
	36590022	Transparent Island dressing 8.5 x 15.5cm	50	ELW547	396-3873
	36590023	Transparent Island dressing 20 x 10cm	50	ELW554	396-3923
	36590024	Transparent Island dressing 10 x 25cm	50	ELW546	396-3881
	36590025	Transparent Island dressing 30 x 10cm	50	ELW548	396-3949
	36590026	Transparent Island dressing 8.5 x 9.5cm	50	ELW551	396-3857





Product Description

365 Film is a sterile, latex free, self-adhesive, transparent film wound dressing.

365 Film consists of a semi-permeable polyurethane film membrane coated with a hypoallergenic acrylic adhesive. 365 Film allows visual inspection of the wound site throughout the healing process.

These properties enable:

- Protection of newly forming tissue
- The facilitation of wound healing
- Provision of a 'moist wound healing environment'
- The patient to shower with the dressing in place
- Prevention of contamination by dirt or bacteria, thus a reduced risk of wound infection


365 Film is breathable, allowing good oxygen and moisture vapour exchange with an MVTR of 800g / 24 hours / m².

It is showerproof and impermeable to liquids, bacteria, and viruses.

365 Film Indications For Use:

365 Film can be used as a primary or secondary dressing where there is no exudate, or light levels of exudate.

- Cuts and abrasions
- Clean, closed, post-operative wounds
- Superficial pressure damage
- Leg ulcers
- Protection of donor sites
- Protection against skin breakdown due to friction or continuous moisture exposure
- A fixation device for catheters
- Minor burns



365 Film is part of a range of dressings that include I.V. Dressings and Transparent Island Dressings

365 Film Dressings

365 Film
70% cheaper
than the market leader*
* June 2015 NHS Supply Chain

Preparation:

Use existing clinical protocols to clean/debride the wound in preparation for the application of 365 Film. Ensure that the skin surrounding the wound is clean, dry, and free from grease, soaps or detergents. Select a dressing that is of a suitable size and shape. Ensure the dressing has a 2cm overlap around the wound edge.

Dressing Application:

- Peel the liner from the dressing to expose the adhesive surface.
- Position the dressing centrally over the wound bed.
- Press the exposed adhesive side of the dressing onto the skin.
- Slowly remove the frame while smoothing down the dressing edges.
- Then smooth the entire dressing from the centre toward the edges using firm pressure to enhance adhesion.
- When applying to a contoured area, 365 Film may be cut in order to aid adhesion (the bacterial barrier property is compromised if the dressing is cut).








Dressing Wear Time:

The frequency of dressing change will depend on the clinical circumstances. 365 Film dressings may be left in place for up to seven days. If signs of clinical infection are observed the dressing should be removed.

Dressing Removal:

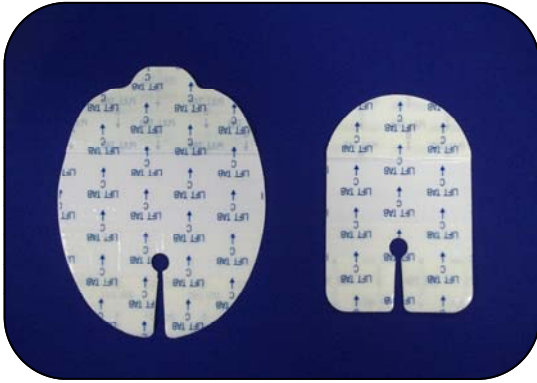
- To remove 365 Film from the wound, gently peel and lift one corner of the dressing from the skin.
- Support the skin whilst peeling the dressing off by stretching horizontally (not vertically) and in the direction of hair growth.
- Care should be taken to avoid skin damage with repeated applications, or on patients with fragile skin.
- Use existing clinical protocols to clean the wound in order to remove any remaining exudate residue before wound assessment or the application of further dressings.

Ordering Information

	365 Film	Product Description	Box quantity	NPC Code	PIP Code
	36590006	Film dressing 4 x 5cm	100	ELW552	396-3725
	36590007	Film dressing 6 x 7cm	100	ELW550	396-3733
	36590008	Film dressing 10 x 12cm	50	ELW542	396-3741
	36590011	Film dressing 10 x 15cm	50	ELW543	396-3758
	36590051	Film dressing 15 x 20cm	25	ELW544	396-3766



365 Ported Transparent Dressings



Key product characteristics

- Gentle self-adhesive dressing
- Grid adhesive for durability & strength
- Clear showerproof film
- Comes with 2 fixation strips
- Specifically sourced Japanese PU film with a thickness of 0.01mm
- High Moisture Vapour Transfer Rate (MVTR) of 3000

Resulting in;

- Kindness to skin with a good bond
- A good bacterial barrier which can be used when showering
- MVTR allows moisture to escape from the wound

Dressing Wear Time:

The frequency of dressing change will depend on the clinical circumstances. 365 Ported Transparent dressings may be left in place for up to seven days. If signs of clinical infection are observed the dressing should be removed.

When to use?


- For the fixation of IV lines
- Used in both Renal departments and General ward use

How to use?


- Ensure the area for application is **dry** and **clean**.
- Always remove the backing paper first.
- Apply and position the dressing over the puncture site.
- Remove backing paper.
- Place gently over the cannula it should adhere to the skin but not feel uncomfortable.
- Ensure the site is completely covered by the dressing.
- Firmly affix before removing the 2nd layer.
- Lift the “peel here

365 Transparent Adhesive IV Dressing

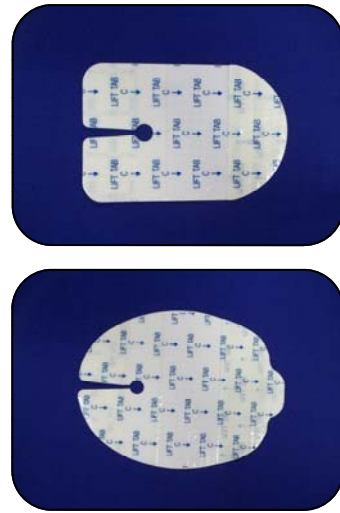
Step One



Step Two



Step Three



PU Film	0.018mm
MVTR	>3100g/m ² /24hr
Adhesive	25-38g/m ²
Peel strength	2.2N/cm

Ordering Information


Product Code	Product Description	Box Qty	NPC Code	PIP Code
36590018	Transparent Adhesive IV Dressing 7 x 9cm	50	ELW541	396-3790
36590020	Transparent Adhesive IV Dressing 10 x 12cm	50	ELW549	396-3816



365 Healthcare Ltd, West Bank, Berry Hill Industrial Estate,
 Droitwich Spa, Unit 1 Worcestershire, WR9 9AX
www.365healthcare.com Tel: 01905 778365 Fax: 01905 826110


Key product characteristics

- Gentle self-adhesive dressing
- Clear showerproof film with an effective barrier
- 2 fixation strips
- High Moisture Vapour Transfer Rate (MVTR) MVTR of 850/m²/24hr allows moist environment under-dressing



- Frame delivery system
- Fixation strips
- Soft non-woven material for comfort & strength
- Reinforced with film for bacterial barrier
- Purpose designed notch for securing catheter

- Frame delivery system
- Record label
- Soft non-woven material fixation strips
- Reinforced with film for bacterial barrier
- Purpose designed notch for securing catheter



Dressing Wear Time:

The frequency of dressing change will depend on the clinical circumstances. 365 IV dressings may be left in place for up to seven days. If signs of clinical infection are observed the dressing should be removed.

Resulting in;

- Kindness to skin with a good bond
- A good bacterial barrier - dressing can be used when showering
- Moisture is able to escape from the wound due to the high MVTR

When to use?

- For the fixation of IV lines
- Used in critical care and General practice

365 IV dressings are part of the 365 Healthcare range of Film and Transparent Island dressings

365 Adult & Paediatric Transparent Adhesive IV Dressings

How to use?

- Ensure the area for application is **dry** and **clean**.
- Always remove the backing paper first.
- Apply and position the dressing over the puncture site.
- Remove backing paper.
- Place gently over the cannula it should adhere to the skin but not feel uncomfortable.
- Ensure the site is completely covered by the dressing.
- Firmly affix before removing the frame.
- Apply fixation strips and date strips as require



PU Film	0.022micron
MVTR	>850g/m2/24hr
Adhesive	26-32g/m2
Peel strength	2.0N/cm

Ordering Information

Product Code	Product Description	Box Qty	NPC Code	PIP Code
36590041	Reinforced Transparent Adhesive IV Dressing 5 x 5.7cm	100	ELW540	396-3774
36590046	Reinforced Transparent Adhesive IV Dressing Frame Application 7 x 8.5cm	50	ELW555	396-3782



365 Non-Woven Island Dressings

Key product characteristics

- Breathable non woven backing
- Absorbent, Non-adherent pad
- Hypoallergenic adhesive
- Simple application



Resulting in;

- Patient protection and comfort
- Secure and reliable fixation
- Conformable to skin contours
- Speedy application

When to use?


- On post operative wounds
- In A&E for management of cuts and lacerations
- For wounds with moderate exudate
- For up to 24 hours

How to use?

- Ensure the area for application is **dry** and **clean**
- Remove backing paper
- Apply the non woven dressing to the wound
- Firmly affix

365 Non Woven Island dressings are part of the 365 Healthcare range of Film and Transparent island dressings

365 Non-Woven Island Dressings



Ordering Information


365 code	Product Description	Case Qty	NPC Code	PIP Code
36590000	Non Woven Island Dressing 8 x 6cm Waterproof	50	EIJ123	n/a
36590001	Non Woven Island Dressing 5 x 7.2cm	50	EIJ124	396-3592
36590002	Non Woven Island Dressing 10 x 10cm	50	EIJ130	396-3634
36590003	Non Woven Island Dressing 10 x 15cm	50	EIJ132	396-3642
36590004	Non Woven Island Dressing 10 x 20cm	25	EIJ125	396-3659
36590005	Non Woven Island Dressing 10 x 25cm	25	EIJ126	396-3667
36590016	Non Woven Island Dressing 8 x 15cm	50	EIJ129	396-3626
36590017	Non Woven Island Dressing 8 x 10cm	50	EIJ128	396-3618
36590039	Non Woven Island Dressing 6 x 8cm	60	EIJ127	396-3600



365 Healthcare Ltd, Unit 1 West Bank, Berry Hill Industrial Estate,
Droitwich Spa, Worcestershire, WR9 9AX
Tel: 01905 778365 Fax: 01905 826110

365 Non Adherent Dressings


**Non Adherent dressings offer a sterile solution for
Hygienically dressing open wounds.**



- Sterile -Ready to use
- Individually wrapped
- Low adherent
- Cushioned protection
- Highly absorbent

- Our absorbent inner layer draws moisture away from the wound
- Top and bottom layers are specifically designed to have low adherence
- This allows the pad to be removed and replaced painlessly

365 Non Adherent Dressings



Ordering Information

Product Code	Product Description	Box Qty	Number per outer	PIP Code
36519077	5 x 5cm Non-Adherent Dressing	24 x 100 inners	2400	396-3675
36519078	10 x 10cm Non-Adherent Dressing	18 x 50 inners	900	396-3683
36519079	10 x 20cm Non-Adherent Dressing	18 x 25 inners	450	396-3691
36519080	20 x 30cm Non-Adherent Dressing	6 x 25 inners	150	396-3709



365 Healthcare Ltd, Unit 1 West Bank, Berry Hill Industrial Estate,
Droitwich Spa, Worcestershire, WR9 9AX

www.365healthcare.com Tel: 01905 778365 Fax: 01905 826110